

Disney

User's Manual

Slide 'n Learn Storybook



Visit the Disney Web site at www.disney.com

© Disney

Based on the "Winnie the Pooh" works,
by A.A. Milne and E.H. Shepard.
All rights reserved.

vtech®



Dear Parent,

*At VTech® we know that a child's imagination is a truly wonderful thing and needs to be developed and nurtured. That's why we created the **Winnie the Pooh electronic learning series™** of interactive learning toys to stimulate children's imaginations, while also teaching vital preschool concepts such as the alphabet, numbers, shapes, colors and objects.*

*Through the use of unique technology and engaging child-directed role-play scenarios, **Winnie the Pooh** characters magically come to life to guide children through learning activities. These engaging characters foster children's critical reasoning skills, enhance their fine motor skills and engage them in exciting role-play activities for endless hours of learning fun.*

At VTech® we know that a child has the ability to do great things. That's why all of our electronic learning products are uniquely designed to develop a child's mind and allow them to learn to the best of their ability. We thank you for trusting VTech® with the important job of helping your child learn and grow!

Sincerely,

Your Friends at VTech®

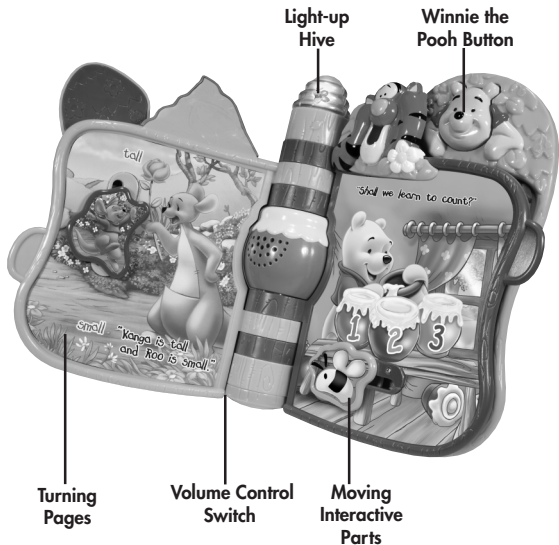
*To learn more about **Winnie the Pooh electronic learning series™** and other VTech® toys, visit*

www.vtech.com

INTRODUCTION

Thank you for purchasing the **VTech® Slide 'n Learn Storybook** learning toy!

The **VTech® Slide 'n Learn Storybook** is an interactive book that's full of fun! The six brightly colored pages with moving interactive parts allow your child to join in the story with Pooh and his friends. Little ones will be delighted as they learn opposites, 123, and vocabulary while developing fine motor skills. With cheerful melodies, fun sound effects and a flashing light-up hive, learning has never been so exciting!



INCLUDED IN THIS PACKAGE

- One VTech® Slide 'n Learn Storybook learning toy
- One instruction manual


WARNING:

All packing materials such as tape, plastic sheets, wire ties and tags are not part of this toy, and should be discarded for your child's safety.

GETTING STARTED

BATTERY INSTALLATION

1. Make sure the unit is turned **OFF**.
2. Locate the battery cover on the bottom of the spine of the book. Use a screwdriver to loosen the screw.
3. Install 2 new "AAA" (UM-4/LR03) batteries following the diagram inside the battery box. (The use of new alkaline batteries is recommended for maximum performance.)
4. Replace the battery cover and tighten the screw to secure.



BATTERY NOTICE

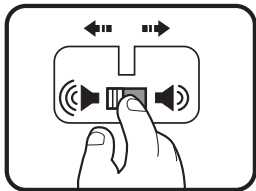
- Install batteries correctly observing the polarity (+, -) signs to avoid leakage.
- Do not mix old and new batteries.
- Do not use batteries of different types.
- Remove batteries from the equipment when the unit will not be used for an extended period of time.
- Do not dispose of batteries in fire.
- Do not attempt to recharge ordinary batteries.
- The supply terminals are not to be short-circuited.
- Only batteries of the same and equivalent type as recommended are to be used.
- Do not mix alkaline, standard (carbon-zinc) or rechargeable (nickel-cadmium) batteries.

WE DO NOT RECOMMEND THE USE OF RECHARGEABLE BATTERIES.

PRODUCT FEATURES

VOLUME CONTROL SWITCH

Locate the **VOLUME CONTROL SWITCH** at the back of the book. To adjust the volume, switch to the **LOW VOLUME** (🔊) or the **HIGH VOLUME** (🔊) position.




AUTOMATIC SHUT-OFF

To preserve battery life, the **VTech® Slide 'n Learn Storybook** will automatically power-down after approximately 30 seconds without input. The book can be turned on again by turning the pages or pressing any button.


ACTIVITIES

1. Press the **Winnie the Pooh Button** when the book is either open or closed to hear a sung song or some fun phrases. The **Light-up Hive** will flash along with the sounds.




2. Open the book and turn the pages to hear related fun phrases and sound effects. Slide or twist the moving parts to hear related phrases, sound effects or melodies depending on the page. The **Light-up Hive** will flash along with the sounds.


Pages 1 and 2 - Twisting Pooh and sliding Tigger.



Pages 3 and 4 - Sliding Roo and sliding bee.



Pages 5 and 6 - Sliding ball and twisting music note.



MELODY LIST

1. Bingo
2. London Bridge
3. Hickory Dickory Dock
4. The Farmer in the Dell
5. Here We Go 'Round the Mulberry Bush
6. Three Blind Mice
7. If You're Happy and You Know It

SUNG SONG LYRICS

A sunny, funny storybook,
Is such a wonderful place to look.
We'll play and learn with all our friends,
I hope the fun never ends.

CARE & MAINTENANCE

1. Keep the unit clean by wiping it with a slightly damp cloth.
2. Keep the unit out of direct sunlight and away from any direct heat source.
3. Remove the batteries when the unit is not in use for an extended period of time.
4. Do not drop the unit on hard surfaces and do not expose the unit to moisture or water.

TROUBLESHOOTING

If for some reason the program/activity stops working or malfunctions, please follow these steps:

1. Please turn the unit **OFF**.
2. Interrupt the power supply by removing the batteries.
3. Let the unit stand for a few minutes, then replace the batteries.
4. Turn the unit **ON**. The unit should now be ready to play again.
5. If the product still does not work, replace with a new set of batteries.

If the problem persists, please call our Consumer Services Department at 1-800-521-2010 in the U.S. or 1-877-352-8697 in Canada, and a service representative will be happy to help you.

For information on this product warranty, please call **VTech®** at 1-800-521-2010 in the U.S. or 1-877-352-8697 in Canada.

IMPORTANT NOTE:

Creating and developing **Winnie the Pooh** electronic learning products is accompanied by a responsibility that we at **VTech®** take very seriously. We make every effort to ensure the accuracy of the information, which forms the value of our products. However, errors sometimes can occur. It is important for you to know that we stand behind our products and encourage you to call our Consumer Services Department at 1-800-521-2010 in the U.S. or 1-877-352-8697 in Canada, with any problems and/or suggestions that you might have. A service representative will be happy to help you.

Note:

This equipment has been tested and found to comply with the limits for a Class B digital device, pursuant to Part 15 of the FCC Rules. These limits are designed to provide reasonable protection against harmful interference in a residential installation. This equipment generates, uses and can radiate radio frequency energy and, if not installed and used in accordance with the instructions, may cause harmful interference to radio communications. However, there is no guarantee that interference will not occur in a particular installation. If this equipment does cause harmful interference to radio or television reception, which can be determined by turning the equipment off and on, the user is encouraged to try to correct the interference by one or more of the following measures:

- Reorient or relocate the receiving antenna
- Increase the separation between the equipment and receiver
- Connect the equipment into an outlet on a circuit different from that to which the receiver is connected
- Consult the dealer or an experienced radio/TV technician for help

THIS DEVICE COMPLIES WITH PART 15 OF THE FCC RULES. OPERATION IS SUBJECT TO THE FOLLOWING TWO CONDITIONS: (1) THIS DEVICE MAY NOT CAUSE HARMFUL INTERFERENCE, AND (2) THIS DEVICE MUST ACCEPT ANY INTERFERENCE RECEIVED, INCLUDING INTERFERENCE THAT MAY CAUSE UNDESIRE OPERATION.

THIS CLASS B DIGITAL APPARATUS COMPLIES WITH CANADIAN ICES-003.

CET APPAREIL NUMÉRIQUE DE LA CLASSE B EST CONFORME À LA NORME NMB-003 DU CANADA.